

SENSATIONAL SUPPLIES PACK

What is the Sensational Supplies Pack?

The Sensational Supplies Pack is a tool to accompany your visit to the galleries in the Pavilion for Peace. It contains objects for self-soothing, drawing materials and worksheets with activities to be done in the galleries.

Who is it for?

It is intended for visitors who are neurodivergent or live with Autism Spectrum Disorder and their parents or companions, no matter their age or level of needed support.

What is the goal of the Sensational Supplies Pack?

This pack was created to facilitate the appreciation of artworks based on sensory experience.


How is it used?

After choosing a pouch that suits your needs, find the artwork pictured on the activity worksheet (the floor will be indicated) and follow the instructions.

The activity worksheets include questions and activities you can read to or with the participants based on their level of comprehension, immediate needs and level of interest.

How long can I borrow it?

You may borrow it for the duration of your visit to the Museum.

 **Caution! Never touch the artworks.**
Touching them leaves fingerprints.

 **Please keep an appropriate distance from the works of art.**

What is inside the Sensational Supplies Pack?

- A sheet with general information and gallery maps
- Six (6) pouches



 Drawing materials



Objects for self-soothing 



 Textures activity

Space activity 



 Shapes activity



Sounds activity 



If you have suggestions or comments about your visit using the Sensational Supplies Pack, you can write us here:
education@mbamtl.org

Legend



Elevators



Stairs



Bathrooms



Ticket counter



Low light areas



Sunny areas



Sounds activity



Textures activity

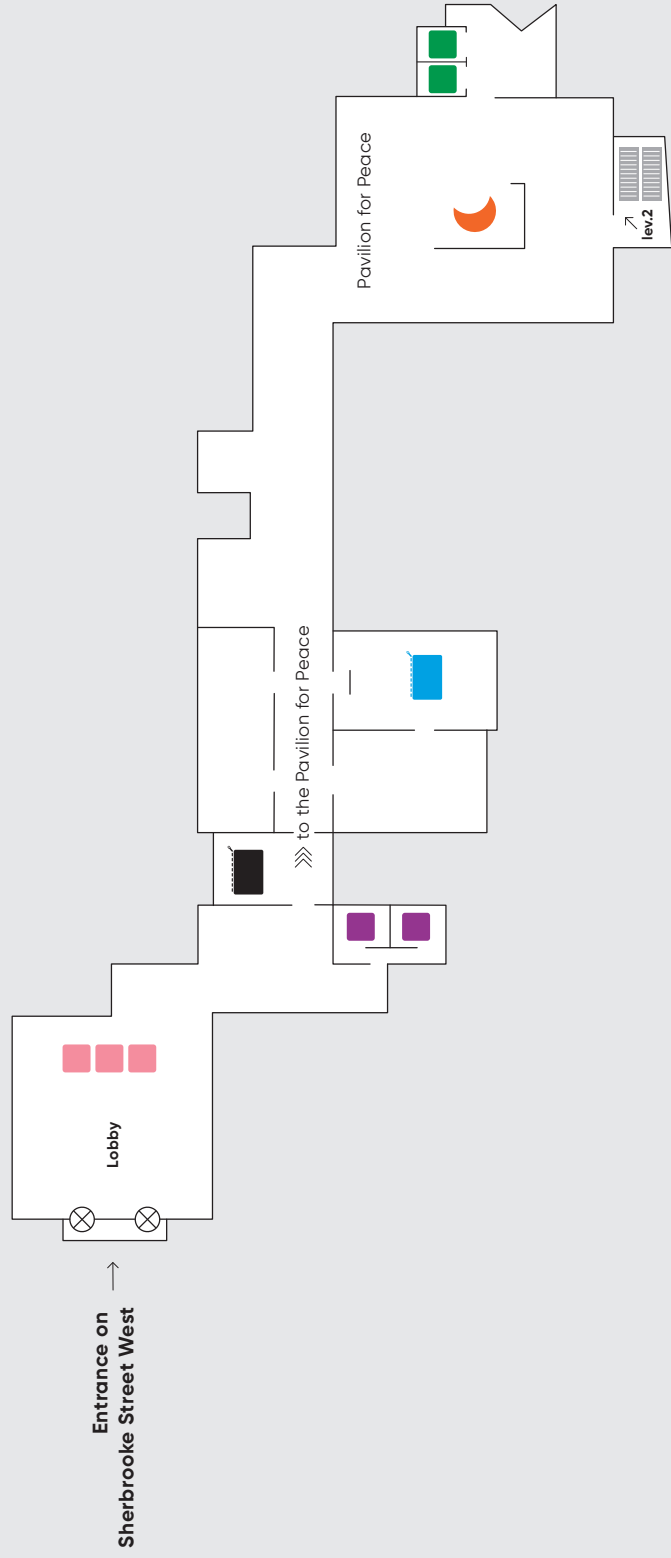


Space activity

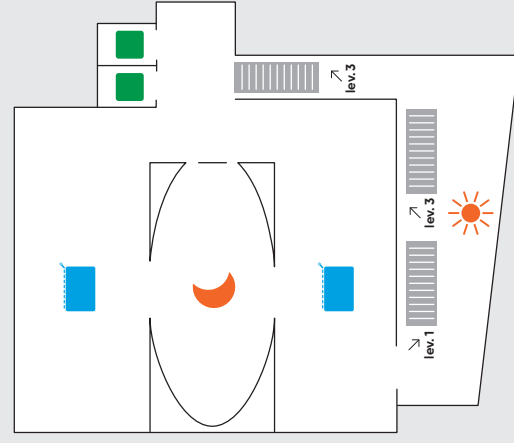


Shapes activity

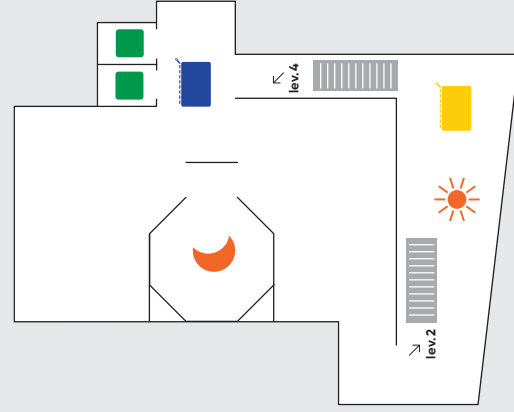
Level 1 – The Jean-Noël Desmarais Pavilion and the Pavilion for Peace (PFP)



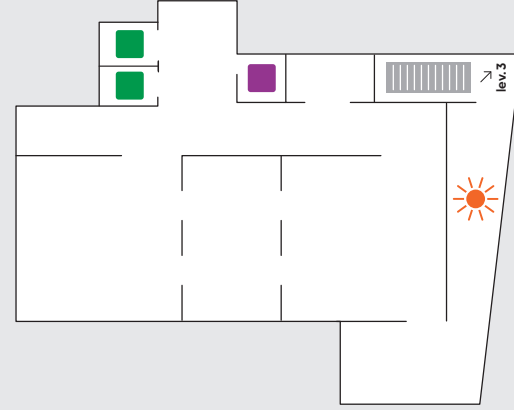
Level 2 – PFP



Level 3 – PFP



Level 4 – PFP



ACTIVITY WORKSHEET

Sounds

LEVEL 1

- sometimes noisy area
- location of an aerial walkway
- many windows
- high ceilings allow you to see the floors above

Together, let's explore the connections between sounds and images!

Look at the sculpture *Chloe in Barcelona* by Jaume Plensa by walking around it.

Without touching it, do you think the sculpture is hard or squishy? Soft or rough? Cold or hot? What do you think of its shapes?



ARTIST

Jaume Plensa

TITLE

Chloe in Barcelona

YEAR

2014

© Jaume Plensa / SOCAN (2022)

Listen to the sounds around you.

What do you hear?

Are you feeling ok? Is it too much?

Did you notice the sculpture of an ear near us?

Did you notice that the artwork is made up of just one ear, but that its reflection allows us to see two?

Are there any connections you can make between the sculptures of the face and the ear?



ARTIST

Betty Goodwin

TITLE

Triptych

YEAR

1990-1991

ACTIVITY

If you want, you can sit on the bench or on the floor and make a drawing of a face, for example.

ACTIVITY WORKSHEET

Textures


LEVEL 2

- galleries with grey walls
- calm area
- there is a bench you can sit on

Everything has a texture. The artists from this time represented them with much care.

Sit on the bench, if you would like, and look at the artwork.

- What textures do you like touching in your day-to-day life?
- Do you like to touch wood? Stone? Paper? Plushies?
- Do you see any fruits in the artworks? Which ones? Do you like the taste of these fruits?
- Do you see any animals in the artworks? Which ones? Is there an animal that you like to pet?
- Have you noticed how much importance is given to the textures of fabrics in many of these paintings? What are your favourite fabrics?
- Is there a fabric that reminds you of the artworks in the gallery? If yes, which ones?



ARTIST
George Romney
TITLE
Portrait of Sir Robert Gunning
YEAR
1779-1780



ARTIST
Nicolas de Largillierre
TITLE
Portrait of a Woman in Astrea
YEAR
around 1710-1712

ACTIVITY





In the pouch, there are different fabrics and textures you can touch. Have fun discovering these.

Are there any fabrics that remind you of the artworks in the gallery? If yes, which ones?

Activity on verso →

ACTIVITY

On the left, we have details showing different textures, and on the right we have images of artworks. Find the artworks in the gallery that these details belong to and connect them on the page below using the dry erase marker.

   Reminder: do not touch the artworks and keep an appropriate distance.



- gallery with purple walls
- less busy area
- there is a bench to sit on

Everything has a texture,
and everything has a smell...
velvet, wool, metal, grass,
leather, marble, etc.

**Sit on the bench, or walk around
and look at the artworks
around you.**

We are surrounded by textured objects. For example, certain fabrics have soft and comfy textures. Others are prickly and rough. Foods can have crunchy, mushy, or granular textures when we eat them. Pets can have soft fur, and sometimes even scales! Some of these textures cause sensations that we like, and others that we don't.

- Have you noticed that several of the people in the artworks around you are barefoot?
- Do you like being barefoot?
- Have you ever walked barefoot in the sand? In the grass? On a country road?
- Does the idea of being barefoot make you think of a certain smell? Of sounds? Of memories? Which ones?




Tell these memories to the person accompanying you, or draw them if you want.

ARTIST
William
Bouguereau
TITLE
*Crown of
Flowers*
YEAR
1884



ACTIVITY

The photos on the left show different feet that you can find in the artworks around you. Find the feet that match with the painting or sculpture and draw a line connecting them with the dry erase marker.

   Reminder: do not touch the artworks and keep an appropriate distance.



ACTIVITY WORKSHEET

Shapes

LEVEL 3

- calm and light-filled space
- floor-to-ceiling windows with a view of the city
- wood stairs
- benches for sitting, tiered bleacher-style seating made of wood

A sculpture is a three-dimensional artwork that takes up space in a room. It can be suspended or sit on the ground or a pedestal. It can be made out of different kinds of materials.

**See the colourful benches?
You can sit on them and look at the sculpture.**

- Look closely at this suspended sculpture. What colours do you see?
- What does its shape make you think of?

The sculpture is made up of glass-blown beads. Each one of the smaller pieces is unique and together they make a majestic artwork.

- Do you see any similar shapes around you?



ARTIST
Jean-Michel Othoniel
TITLE
The Peony Knot
YEAR
2015
© Jean-Michel Othoniel / SOCAN (2022)

ACTIVITY



If you are sitting on the benches, you can stay where you are and draw, if you would like.

In the pouch, there are coloured paddles and transparent balls. You can look around you while playing with these.

LEVEL 3

- sometimes busy area
- light-filled
- near elevators and stairs
- possibility of noise from the elevators

The artist, Patrick Coutu, is fascinated by nature and natural phenomena such as wind, rocks, the ocean, and outer space. He has remarked that everything in nature is organized according to a predictable order.

First, find the artwork entitled **Comet**.


Look at this artwork up close and from far away.

- What kinds of gestures would you make with your body to describe this artwork?
- What does this artwork remind you of?
- What noises, sounds or music can you imagine that would go with this artwork?
- Do you like looking at the sky and the stars?
- Are you interested in outer space, the stars or natural phenomena?



ARTIST
Patrick
Coutu
TITLE
Comet
YEAR
2016

ACTIVITY



In the pouch, you will find a magnetic drawing board.

Have fun making the beads appear with the stylus.

If you want, take a picture!

Other activity on verso →

Now find the artwork titled *Eruption*.

Look at this artwork from one side and then from the other.

- Imagine what it would feel like under your fingers if you could touch it. Holes? Metal? Pointy corners? Cold?
- How would you describe this artwork using gestures?
- Is there a kind of music, or a sound, that comes to mind when you look at this artwork?
- And you? Have you ever thought about how the natural world seems calculated, with all of the geometric forms that repeat to infinity?



ARTIST
Patrick
Coutu
TITLE
Eruption
YEAR
2016

ACTIVITY



You will find different shaped magnets in the pouch.

It's your turn to invent an arrangement you like by manipulating them. You can take a photo of your creation before putting the pieces back in the pouch.

Once you are finished, take a moment to think about your day.

Did you enjoy your experience at the Montreal Museum of Fine Arts today?

What was your favourite artwork?

Talk about it with the person accompanying you, or draw it if you want!

By the way, you can keep all of your drawings -- they are yours!